

Selection Guide










Up/down counter/timer(FX series)

Ordering information

FX	4	□	□
I	Indicator(No output)		
	Single preset		
2P	Dual preset		
	DIN W72×H72mm		
H	DIN W48×H96mm		
L	DIN W144×H72mm		
4	9999(Digit)		
6	999999(Digit)		
FX	Counter/Timer		

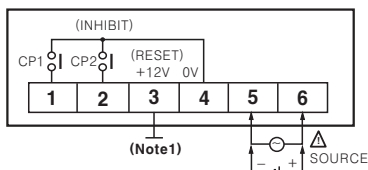
FX	4	S	□
I	Indicator(No output)		
	Single preset		
Y	DIN W72×H36mm		
S	DIN W48×H48mm		
4	9999(Digit)		
5	99999(Digit)		
6	999999(Digit)		
FX	Counter/Timer		

Specifications

Series		FX SERIES									
Digit		4	6	4	5	4	6	4	4	6	
Model	Single preset	—	—	FX4S	—	FX4	FX6	FX4H	—	—	—
	Dual preset	—	—	—	—	FX4-2P	FX6-2P	FX4H-2P	FX4L-2P	FX6L-2P	—
	Totalizer(Indicator)	FX4Y-I	FX6Y-I	—	FX5S-I	FX4-I	FX6-I	FX4H-I	FX4L-I	FX6L-I	—
Appearances & Dimensions		 [W72×H36×L93mm]	 [W48×H48×L91mm]	 [W72×H72×L113mm]	 [W72×H72×L113mm]	 [W48×H96×L100mm]	 [W48×H96×L100mm]	 [W48×H96×L100mm]	 [W144×H72×L112mm]	 [W144×H72×L112mm]	
Input operation mode		Count up/down input(Command input, Individual input, Phase difference input), Count up input, Count down input									
Power supply		100~240VAC 50/60Hz, 12~24VAC/DC(Option) [90 ~ 110% of rated voltage]									
Max. counting speed		Selectable 1cps/30cps/2kcps/5kcps by internal DIP switch									
Input	CP1, CP2 input	No voltage input ^{CP} Impedance at short-circuit : Max. 470Ω			●Voltage input, No voltage input (PNP, NPN selectable) [Voltage input] Input impedance : 5.4kΩ, "H" level : 5~30VDC, "L" level : 0~2VDC [No voltage input] Impedance at short-circuit impedance : Max. 1kΩ, Residual voltage at short-circuit: Max. 2VDC, Impedance at open-circuit : Min. 100kΩ						
	Reset input	Residual voltage at short-circuit : Max. 1VDC Impedance at open-circuit : Min. 100kΩ									
Control output	Contact	Type	—			SPDT(1c)		—			
		Capacity	—			250VAC 3A resistive load		—			
	Solid-state	Type	—			NPN open collector		—			
		Capacity	—			30VDC max. 100mA max.		—			

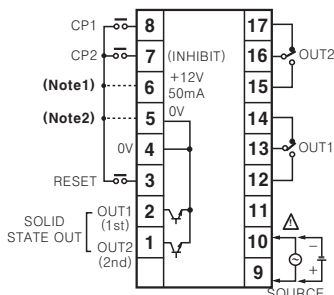
Connections

- FX4Y-I(No output)
- FX6Y-I(No output)

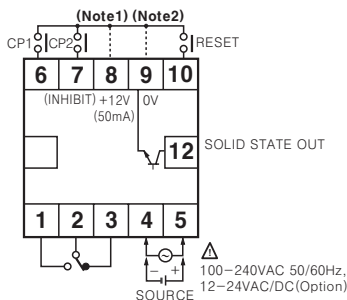


(Note 1) : It can be selected RESET or sensor power (+12V 50mA) by internal PIN operation.

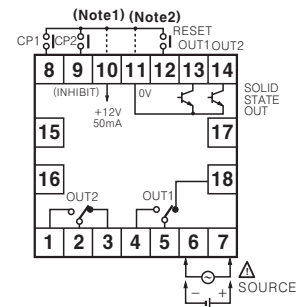
- FX4H(No out1)
- FX4H-2P
- FX4H-I(No output)



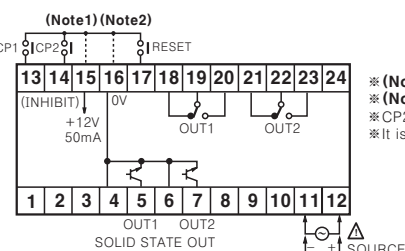
- FX4S
- FX5S-I(No output)



- FX4(No out1) / FX6(No out1)
- FX4-2P / FX6-2P
- FX4-I(No output) / FX6-I(No output)



- FX4L-2P / FX6L-2P
- FX4L-I(No output) / FX6L-I(No output)



※(Note1) : PNP input
 ※(Note2) : NPN input
 ※CP2(INHIBIT) : Time hold terminal when used for timer.
 ※It is operated by power ON start type when used for timer.